FSSA Investment Managers
首域盈信

FSSA Asian Growth Fund



- The Fund invests primarily in equity securities or equity-related securities of companies that are listed, or have their registered offices in, or conduct a majority of their economic activity in Asia excluding Australia, Japan and New Zealand.
- The Fund invests in emerging markets which may have increased risks than developed markets including liquidity risk, currency risk/control, political and economic uncertainties, high degree of volatility, settlement risk and custody risk.
- The Fund may expose to China market risk including repatriation risk, uncertainties to PRC taxation policies and risks associated with StockConnects, QFI, the ChiNext market and/or the STAR board. The Fund may also expose to RMB currency and conversion risk.
- The Fund's investments may be concentrated in a single sector, country, specific region or small numbers of countries/companies which may have higher volatility or greater loss of capital than more diversified portfolios. Investing in securities of small/mid-capitalisation companies may have lower liquidity and more volatile prices during adverse economic developments.
- The Fund may use FDIs for hedging and efficient portfolio management purposes, which may subject the Fund to additional liquidity, valuation, counterparty and over the counter transaction risks.
- It is possible that a part or entire value of your investment could be lost. You should not base your investment decision solely on this document. Please read the offering document including risk factors for details.

Investment objective and strategy

The Fund aims to achieve long term capital appreciation and invests primarily in equity or equity-related securities of companies that are listed, or have their registered offices in, or conduct a majority of their economic activity in Asia excluding Australia, Japan and New Zealand.

Fund information

Fund size (US$m)	201.4
Benchmark	MSCI AC Asia ex Japan Net Index▲
Number of holdings	44

Available share classes

Share class†	Inception date	Nav/per share	ISIN code
Class I (USD - Acc)	05 August 1999	US$75.07	IE0008368411

† Acc represents share class with dividends accumulated.

▲ The benchmark displayed is the MSCI AC Asia Pacific ex Japan Index until 30 April 2002, the MSCI AC Far East ex Japan Index from 1 May 2002 until 1 November 2005 and the MSCI AC Asia ex Japan Index from 2 November 2005 onwards.

About FSSA Investment Managers

FSSA Investment Managers is an autonomous investment management team within First Sentier Group, with dedicated investment professionals based in Hong Kong and Singapore. We are specialists in Asia Pacific and Global Emerging Markets equity strategies, managing assets on behalf of clients globally.

We are bottom-up investors, using fundamental research and analysis to construct high-conviction portfolios. We conduct more than a thousand direct company meetings a year, seeking to identify high quality companies to invest in. We look for founders and management teams that act with integrity and risk awareness; and dominant franchises that have the ability to deliver sustainable and predictable returns over the long term. As responsible, long-term shareholders, we have integrated ESG analysis into our investment process and engage extensively on environmental, labour and governance issues.

Annual performance (% in USD) to 30 June 2026

	12 mths to 30/06/26	12 mths to 30/06/25	12 mths to 30/06/24	12 mths to 30/06/23	12 mths to 30/06/22
FSSA Asian Growth Fund Class I (USD - Acc)	22.3	10.3	2.8	5.0	-18.6
FSSA Asian Growth Fund Class II (USD - Acc)	22.2	10.2	2.8	5.0	-18.6
MSCI AC Asia ex Japan Net Index	45.8	16.8	12.9	-1.1	-25.0

Cumulative performance (% in USD) to 30 June 2026

	Since Inception	10 yrs	5 yrs	3 yrs	1 yr	YTD	6 mths	3 mths
FSSA Asian Growth Fund Class I (USD - Acc)	650.7	91.2	18.5	38.7	22.3	7.9	7.9	15.4
FSSA Asian Growth Fund Class II (USD - Acc)	1652.0	90.8	18.3	38.5	22.2	7.9	7.9	15.4
MSCI AC Asia ex Japan Net Index	662.0	180.4	42.5	92.2	45.8	26.2	26.2	27.7

Performance review

Over the past 12 months, key contributors to performance included **Samsung Electronics**, as it continued to benefit from strong demand for its high bandwidth memory (HBM) stacks and dynamic random-access memory (DRAM) chips. Given the supply shortages, memory pricing is on an up-trend and is expected to remain strong until at least 2028. Added to this, customers have become more interested in signing longer-term 5-year supply deals to secure memory chips, which increases earnings visibility, reduces cyclicality and enables more effective capacity planning. **Taiwan Semiconductor (TSMC)** also rose, as its position as the most technically advanced fabricator of leading-edge semiconductor chips is clear, despite whispers of rising competition from Intel and Samsung. TSMC enjoys more than 90% share of leading-edge nodes, and with AI demand driving higher profits and strong guidance for the year ahead, the company is accelerating capital expenditure plans to try and narrow the gap between its supply and customer demand. Meanwhile, tight supply should support higher prices and feed into gross margins and profitability, with good visibility through to 2027-28.

On the negative side, **Bank Central Asia (BCA)** declined on concerns about Indonesia's macro weakness. However, the fundamentals haven't changed: BCA remains one of the best banks in the country – credit costs are low, which leads to high net interest margins and return on assets. Despite the challenging backdrop, BCA's recent earnings results were resilient: CASA growth was robust, while loans to corporates and SMEs grew modestly. **Tencent** fell despite posting earnings results that were broadly consistent with forecasts, as weaker-than-expected gaming revenue was offset by robust performance in its online advertising business. We believe the decline in the share price reflects ongoing concerns over the perceived slow pace of Tencent's monetisation of AI. Nevertheless, we believe the company's vast WeChat ecosystem and access to data will provide it with strong advantages in the AI era.

Calendar year performance (% in USD) to 30 June 2026

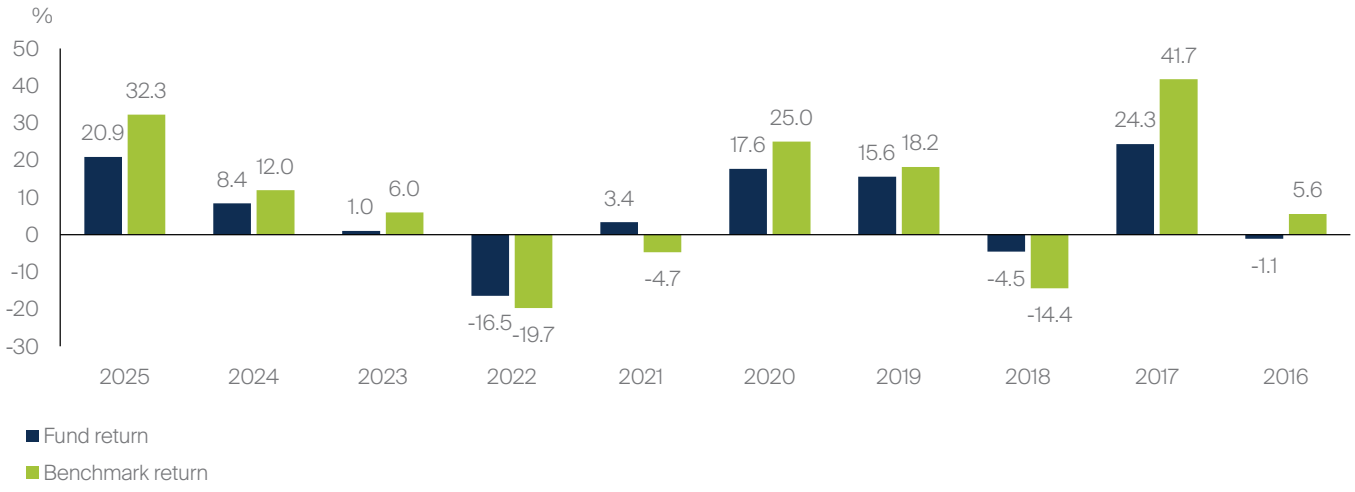

Source: Lipper and First Sentier Investors, Nav-Nav (USD total return) data as at 30 June 2026. This Fund is a sub fund of Ireland domiciled First Sentier Investors Global Umbrella Fund Plc. Class I (USD-Acc) and Class II (USD-Acc) are the non-dividend distributing class of the fund, the performance quoted are based on USD total return (non-dividend distributing). Class II (USD-Acc) was launched on 30 June 1988 and has been closed for subscription. The benchmark displayed is the MSCI AC Asia Pacific ex Japan Index until 30 April 2002, the MSCI AC Far East ex Japan Index from 1 May 2002 until 1 November 2005 and the MSCI AC Asia ex Japan Index from 2 November 2005 onwards. Gross of tax benchmark performance is shown before 1 July 2016 and net of tax benchmark performance is shown after the aforementioned date. Class I (USD - Acc) performance is shown in the above chart. Unless otherwise specified, all information contained in this document is as at 30 June 2026. Investment involves risks, past performance is not a guide to future performance. On 22 September 2020, First State Asian Growth Fund was rebranded as FSSA Asian Growth Fund.

Portfolio review

New purchases over the quarter included **Voltronic**, a pureplay ODM supplier of uninterruptible power supply (UPS) and inverters. The company's playbook is high mix / low volume (<300 units/order) with focus on customisation and a strict adherence to no own-brand development in order to position itself as a top-quality partner to clients with fast turnaround. Given the share price had halved over 2025 (from a high base), the valuation seemed attractive.

We also bought **Sunny Optical**, a leading Chinese supplier of optical components. The company is gaining market share in camera modules for the automotive industry, and this segment now accounts for a growing proportion of its revenue. **Sunny Optical** also sees growth opportunities in other areas, such as augmented-reality glasses and industrial cameras for warehouse management. We believe the risk-reward looks attractive.

We sold **Axis Bank** and used the proceeds to add to **Kotak Mahindra Bank**, as the valuation gap between the two banks had narrowed and it made sense to switch into higher conviction holdings. We also divested **China Resources Beer (CR Beer)** as there appears to be limited opportunity for growth in the current challenging environment.

Stock spotlight

Mediatek is one of the largest chip design companies globally. We have been following Mediatek for many years and have witnessed its performance through the cycles. Throughout the ups and downs in its history, its talented engineers and well-aligned management team usually find a way through to the next "big thing". From optical drives for computers to scan CDs, it entered the smartphone supply chain with 2G modem chips and benefited from technology upgrades each year – until it collapsed in 2015-17 amid poor execution and competition from both low- and high-end competitors.

In 2018 Rick Tsai joined Mediatek from TSMC and focused on getting the basics right again. We believe Mediatek has been transformed under his leadership into a better-quality company. In recent years, the company has improved its competitiveness, and we believe its market share will likely remain stable. With the smartphone market now in the mature stages, the company is investing into new areas (ASIC, auto, augmented reality/virtual reality, Internet of Things, artificial intelligence) to diversify and internationalise its business in the long run.

Market capitalisation breakdown (USD)

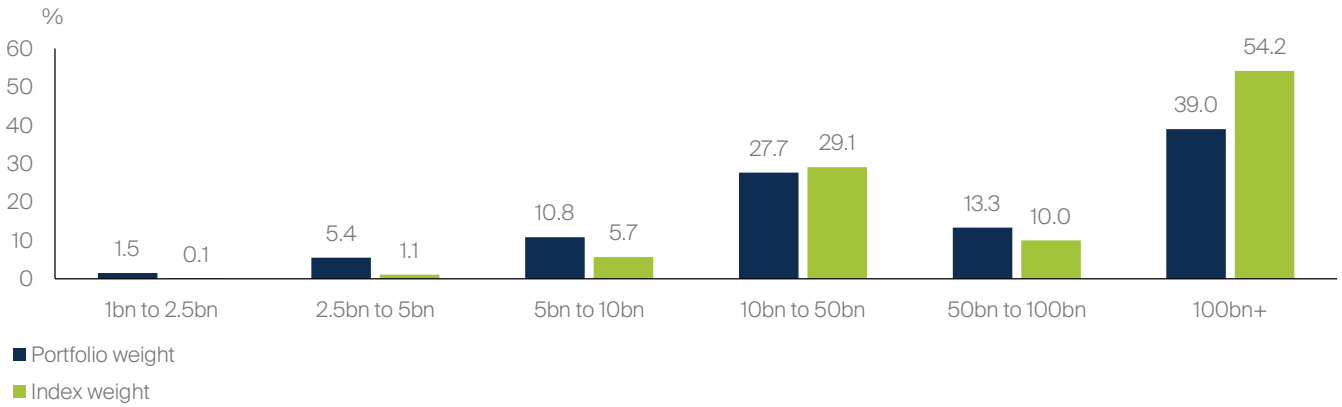

Data source: First Sentier Group. For illustration purposes only. Portfolio weights may not add up to 100% as cash holdings are excluded and full coverage of stocks is not always available. Past performance is not indicative of future performance. Reference to specific securities (if any) is included for the purpose of illustration only and should not be construed as a recommendation to buy or sell the same. All securities mentioned herein may or may not form part of the holdings of First Sentier Investors' portfolios at a certain point in time, and the holdings may change over time. The index refers to MSCI AC Asia ex Japan Net Index.

Outlook

We remain optimistic on the outlook for Asian equities. While the Middle East conflict, and its impact on energy prices, has led to elevated short-term market volatility, our quality bias means that our holdings should remain fundamentally resilient. Although Asia is heavily dependent on the Middle East for its energy needs, the emerging markets universe has historically operated in a more inflationary and volatile environment, and we have taken this into consideration in our stock selection.

In the long run, we believe Asia should continue to benefit from the shift towards higher value services-led growth, digital transformation and the ongoing financialisation across the region. Valuations look attractive in comparison to developed markets like the US, while low ownership of Asian equities in global portfolios provides a good backdrop for absolute returns as global liquidity flows eastwards.

As markets start to broaden from their narrow focus on AI, we believe quality businesses owned in the portfolio should do well. We have invested in companies with high-quality management who think long term and counter-cyclically, operating in industries with deep moats that support predictable and strong returns on capital. They are running businesses with solid pricing power due to strong brands, high switching costs, or strong network effects, and with conservative balance sheets where cash exceeds debt. We are confident that their strong fundamentals will translate into attractive shareholder returns in the long run.

They are running businesses with solid pricing power due to strong brands, high switching costs, or strong network effects, and with conservative balance sheets where cash exceeds debt. We are confident that their strong fundamentals will translate into attractive shareholder returns in the long run.

Our long-term investment themes:

- Dominant consumer franchises which have an edge in brand, distribution and innovation.
- High quality financials, supported by a strong deposit franchise or a specific loan niche.
- The rise in healthcare spending, due to increasing incomes and healthy consumer choices.
- Beneficiaries of a smarter, more connected world.
- An ageing population and the growing trend of automation.

Ten largest company holdings as at 30 June 2026

Stock name	Geography	Sector	Portfolio weight (%)
Taiwan Semiconductor (TSMC)	Taiwan	Information Technology	9.8
Samsung Electronics Co Ltd Pfd NV	South Korea	Information Technology	9.4
MediaTek Inc	Taiwan	Information Technology	6.7
Tencent Holdings Ltd	China	Communication Services	6.5
Kotak Mahindra Bank Limited	India	Financials	4.8
HDFC Bank	India	Financials	3.8
Midea Group	China	Consumer Discretionary	3.7
AIA Group Limited	Hong Kong	Financials	3.6
Techtronic Industries Co., Ltd.	Hong Kong	Industrials	3.4
Jardine Cycle & Carriage Limited	Singapore	Industrials	3.1

Sector breakdown

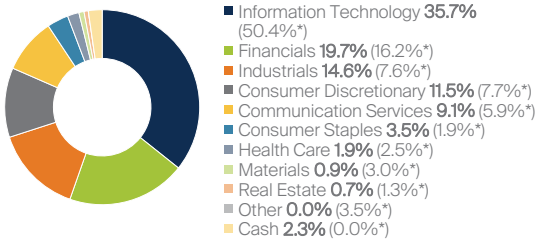

*Index weight

Geographic breakdown

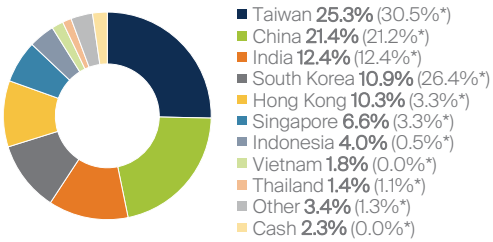

*Index weight

Sector and Country classifications provided by Factset and First Sentier Group. The Fund may hold multiple equity securities in the same company, which have been combined to provide the Fund's total position in that company. Index weights, if any, typically include only the main domestic-listed security. The above Fund weightings may or may not include reference to multiple securities. Allocation percentage is rounded to the nearest one decimal place and the total allocation percentage may not add up to 100%.

Past performance is not indicative of future performance. Reference to specific securities (if any) is included for the purpose of illustration only and should not be construed as a recommendation to buy or sell the same. All securities mentioned herein may or may not form part of the holdings of First Sentier Investors' portfolios at a certain point in time, and the holdings may change over time.

The index refers to MSCI AC Asia ex Japan Net Index.

Top 5 contributors to absolute performance

3 months to 30 June 2026

Stock name	Geography	Sector	Value added (bps*)
MediaTek Inc	Taiwan	Information Technology	606
Samsung Electronics Co Ltd Pfd Non-Voting	South Korea	Information Technology	467
Taiwan Semiconductor Manufacturing Co., Ltd.	Taiwan	Information Technology	343
Advantech	Taiwan	Information Technology	133
Techtronic Industries Co., Ltd.	Hong Kong	Industrials	87

12 months to 30 June 2026

Stock name	Geography	Sector	Value added (bps*)
Taiwan Semiconductor Manufacturing Co., Ltd.	Taiwan	Information Technology	790
Samsung Electronics Co Ltd Pfd Non-Voting	South Korea	Information Technology	730
MediaTek Inc	Taiwan	Information Technology	651
DFI Retail Group Holdings Limited	Hong Kong	Consumer Staples	244
Oversea-Chinese Banking Corporation Limited	Singapore	Financials	168

Bottom 5 contributors to absolute performance

3 months to 30 June 2026

Stock name	Geography	Sector	Value added (bps*)
Jardine Cycle & Carriage Limited	Singapore	Industrials	-85
Tencent Holdings Ltd	China	Communication Services	-81
Cognizant Technology Solutions Corporation Class A	USA	Information Technology	-67
AIA Group Limited	Hong Kong	Financials	-62
PT Bank Central Asia Tbk	Indonesia	Financials	-40

12 months to 30 June 2026

Stock name	Geography	Sector	Value added (bps*)
HDFC Bank Limited	India	Financials	-155
Cognizant Technology Solutions Corporation Class A	USA	Information Technology	-128
PT Bank Central Asia Tbk	Indonesia	Financials	-128
PT Kalbe Farma Tbk	Indonesia	Health Care	-90
Kotak Mahindra Bank Limited	India	Financials	-85

Stock contributions show the impact of the individual stock's performance to the total fund performance. These stock contributions show the top 5 and bottom 5 contributors to the fund and are not representative of the performance of the fund as a whole.
Past performance is not indicative of future performance. Reference to specific securities (if any) is included for the purpose of illustration only and should not be construed as a recommendation to buy or sell the same. All securities mentioned herein may or may not form part of the holdings of First Sentier Investors' portfolios at a certain point in time, and the holdings may change over time.
This stock information does not constitute any offer or inducement to enter into investment activity.
Contributions are calculated at the investee company level before the deduction of any fees incurred at fund level (e.g. the management fee and other fund expenses) but after deduction of transactional costs. Stocks held/listed in non-index countries have economic activity > 50% from developing economies.
* A basis point is a unit of measure used in finance to describe the percentage change in value or rate of a financial instrument. One basis point is equivalent to 0.01% (1/100th of a percent) or 0.0001 in decimal form.
Data source: This information is calculated by First Sentier Group.

Important information

Investment involves risks, past performance is not a guide to future performance. Refer to the offering documents of the respective funds for details, including risk factors. The information contained within this presentation/document/material/advertisement has been obtained from sources that First Sentier Group believes to be reliable and accurate at the time of issue but no representation or warranty, expressed or implied, is made as to the fairness, accuracy or completeness of the information. To the extent permitted by law, neither First Sentier Group, nor any of its associates, nor any director, officer or employee accepts any liability whatsoever for any loss arising directly or indirectly from any use of this. It does not constitute investment advice and should not be used as the basis of any investment decision, nor should it be treated as a recommendation for any investment. The information in this presentation/document /material/advertisement may not be edited and/or reproduced in whole or in part without the prior consent of First Sentier Group. Reference to specific securities (if any) is included for the purpose of illustration only and should not be construed as a recommendation to buy or sell the same. All securities mentioned herein may or may not form part of the holdings of First Sentier Group's portfolios at a certain point in time, and the holdings may change over time.

This presentation/document/material/advertisement is issued by First Sentier Investors (Hong Kong) Limited and has not been reviewed by the Securities and Futures Commission in Hong Kong. First Sentier Group, First Sentier Investors, FSSA Investment Managers, Stewart Investors, RQI Investors and Igneo Infrastructure Partners are the business names of First Sentier Investors (Hong Kong) Limited.

First Sentier Investors (Hong Kong) Limited is part of the investment management business of First Sentier Group, which is ultimately owned by Mitsubishi UFJ Financial Group, Inc. ("MUFG"), a global financial group. First Sentier Group includes a number of entities in different jurisdictions.

To the extent permitted by law, MUFG and its subsidiaries are not responsible for any statement or information contained in this material. Neither MUFG nor any of its subsidiaries guarantee the performance of any investment or entity referred to in this material or the repayment of capital. Any investments referred to are not deposits or other liabilities of MUFG or its subsidiaries, and are subject to investment risk, including loss of income and capital invested.

© First Sentier Group